




Portfolio (Part: 1)

(40 points)

You will make a website about you! You will create an online portfolio highlighting your education, skills, strengths, work and/or volunteer experience, awards, etc. to use for prospective jobs.

-  Your website should be live and saved in your web directory
-  Your website should be accessible from your homework page
-  Ensure all navigation linked on the website is accessible
-  For styling, utilize <http://www.colourlovers.com/> or <http://www.colr.org/>
-  The following code MUST be linked at the bottom of EACH page of the website – **IF THIS IS NOT ADDED, THIS WILL RESULT IN A '0' ON THE PORTFOLIO**

```
<a>
  Last update:
  <script type="text/javascript">
    document.write(document.lastModified);
  </script>
</a>
```

1. **10 points** - Create an initial page about you – your **Home** page
 - a. Add an appropriate title [1]
 - b. Add an external cascading style sheet [1]
 - c. Add the four HTML5 structural elements: header, nav, main and footer [2]
 - d. Add an <h1> heading to the header element with your name [1]
 - e. Use the following navigation links in the nav element: Home, About & Contact [1.5]
 - f. In the main element: [2]
 - i. Add content introducing yourself to the website visitor
 - g. In the footer element: [1.5]
 - i. Add copyright information (© 2017 – First Name Last Name)
 - ii. Add a link with your email address
 - h. Add the mandatory time stamp code after the footer element

2. **10 points** - Create a second page – this should be your **About** page
 - a. Copy the Home page, but remember to rename the html file & update the title
 - b. Remove ONLY the content in the main element
 - c. In the main element:
 - i. Add content that will inform the website visitor of your achievements

3. **10 points** - Create a third page – this should be your **Contact** page
 - a. Copy the Home page, but remember to rename the html file & update the title
 - b. Remove ONLY the content in the main element
 - c. In the main element:
 - i. Add your email address and/or hyperlink to a LinkedIn page

4. **10 points - External style sheet** [2.5]

***Mandatory** - Add color to each of the below elements (background and/or text)

 - a. Body element [1]
 - b. Header element [1.5]
 - i. Add margin: 10px
 - ii. Add border: thin solid #000000
 - c. Nav element [1.5]
 - i. Add margin: 10px
 - ii. Add border: thin solid #000000
 - d. Main element [2]
 - i. Add padding: 20px
 - ii. Add margin: 10px
 - iii. Add border: thin solid #000000
 - e. Footer element [1.5]
 - i. Add margin: 10px
 - ii. Add border: thin solid #000000