





Portfolio (Part: 3)


(30 points)


Note: Ensure that the content on your page is professional. The content of your portfolio should highlight your education, skills, strengths, work and/or volunteer experience, projects, awards, etc. to use for prospective jobs.

-  Your website should be live and saved in your web directory
-  Your website should be accessible from your homework page
-  Ensure all navigation linked on the website is accessible
-  The following code MUST be linked at the bottom of EACH page of the exam website
IF THIS IS NOT ADDED, THIS WILL RESULT IN A '0' ON THE EXAM

```
<a>
  Last update:
  <script type="text/javascript">
    document.write(document.lastModified);
  </script>
</a>
```

For styling:

-  **Color Palettes & Patterns (Background Image)** <http://www.colourlovers.com/>
 - ✓ Search for a palette color scheme you like, click the palette (scroll down to see hex codes for colors)
 - ✓ Directly above the palette should be Create Pattern
 - ✓ Click Create Pattern, browse pattern styles or use drop down fields to select a pattern using your chosen palette
 - ✓ Right click on the desired pattern and hit View Image Background – right click and hit Save Image As... (Firefox)
Does not work well in Chrome/Edge

-  **Transparent Image in Pixlr X**
<http://aporter.cs.edinboro.edu/csci123/resources/transparent.pdf>
<https://pixlr.com/x/>

Tips for creating a portfolio:

<http://www.creativeblog.com/portfolios/tips-portfolio-website-4137460>

Portfolio examples:

<https://www.findspark.com/creative-online-portfolios-students-recent-grads/>

(30 points)

1. External style sheet – use at least 15 of the below CSS properties

- a. Width
 - i. min-width
 - ii. max-width
- b. Height
 - i. min-height
 - ii. max-height
- c. Padding
 - i. padding-top
 - ii. padding-right
 - iii. padding-bottom
 - iv. padding-left
- d. Border
 - i. border-top
 - ii. border-right
 - iii. border-bottom
 - iv. border-left
 - v. border-width
 - vi. border-style
 - vii. border-color
 - viii. border-radius
 - 1 border-bottom-left-radius
 - 2 border-bottom-right-radius
 - 3 border-top-left-radius
 - 4 border-top-right-radius
- e. Margin
 - i. margin-top
 - ii. margin-right
 - iii. margin-bottom
 - iv. margin-left
- f. Box-Shadow
- g. Text-Shadow

- h. Background-Clip
- i. Background-Origin
- j. Background-Size
- k. Opacity
- l. Gradients
 - i. linear
 - ii. radial
- m. Float
 - i. left
 - ii. right
- n. Clear
 - i. left
 - ii. right
 - iii. both
- o. Overflow
 - i. visible
 - ii. hidden
 - iii. auto
 - iv. scroll
- p. Box-sizing
 - i. content-box
 - ii. border-box
- q. Unordered List
 - i. Vertical Navigation
 - ii. Horizontal Navigation
- r. Display
 - i. none
 - ii. inline
 - iii. inline-block
 - iv. block
 - v. flex
 - vi. inline-flex
 - vii. grid
 - viii. inline-grid

- s. Pseudo-Class
 - i. :link
 - ii. :visited
 - iii. :focus
 - iv. :hover
 - v. :active
- t. Media Attribute (CSS for Print)
 - i. screen
 - ii. print
- u. Page-Break-Before (CSS for Print)
 - i. always
 - ii. avoid
 - iii. auto
- v. Page-Break-After (CSS for Print)
 - i. always
 - ii. avoid
 - iii. auto
- w. CSS Sprite
- x. Position
 - i. Static
 - ii. Fixed
 - iii. Relative
 - 1 top
 - 2 right
 - 3 bottom
 - 4 left
 - iv. Absolute
 - 1 top
 - 2 right
 - 3 bottom
 - 4 left
- y. Z-Index
- z. Flex-Wrap
 - i. nowrap
 - ii. wrap
 - iii. wrap-reverse

aa. Flex-Direction

- i. row
- ii. column
- iii. row-reverse
- iv. column-reverse

bb. Justify-Content

- i. flex-start
- ii. flex-end
- iii. center
- iv. space-between
- v. space-around

cc. Align-Items

- i. flex-start
- ii. flex-end
- iii. center
- iv. baseline
- v. stretch

dd. Flex-Flow

ee. Flex

- i. none
- ii. initial
- iii. 3 values
 - 1 flex-grow
 - 2 flex-shrink
 - 3 flex-basis
 - a content
 - b auto
 - c positive numeric value

ff. Order

gg. Grid-Template-Columns

hh. Grid-Template-Rows

ii. Grid-Gap

jj. Grid-Row

kk. Grid-Column

ll. Feature Query (@supports() rule)

mm. Viewport Meta Tag

- i. width
- ii. height
- iii. initial-scale
- iv. minimum-scale
- v. maximum-scale
- vi. user-scalable

nn. Telephone Hyperlink

oo. SMS Scheme Hyperlink

pp. Media Query

i. Media Types

- 1 all
- 2 screen
- 3 speech
- 4 print

ii. Features

- 1 max-device-height
- 2 max-device-width
- 3 min-device-height
- 4 min-device-width
- 5 max-height
- 6 min-height
- 7 max-width
- 8 min-width
- 9 orientation

qq. Picture

rr. Source

- i. srcset
- ii. media
- iii. sizes

- ✓ You may use any other CSS from previous chapters on your portfolio.
- ✓ Each chapter going forward will continue to build your CSS knowledge – the portfolio is a great way to practice!
- ✓ Be creative and have fun!